


P Type
Monofacial Module
DAS-WH144PA

540W~560W



Key Features

High Efficiency
Leading module efficiency in industry, up to 21.7%

Half Cell, SMBB Technology
Series-then-parallel cell connection design, more reliable soldering technology

High Reliability
Passed 3*IEC standard test

Low NMOT
As low as 43°C, improving the power generation efficiency

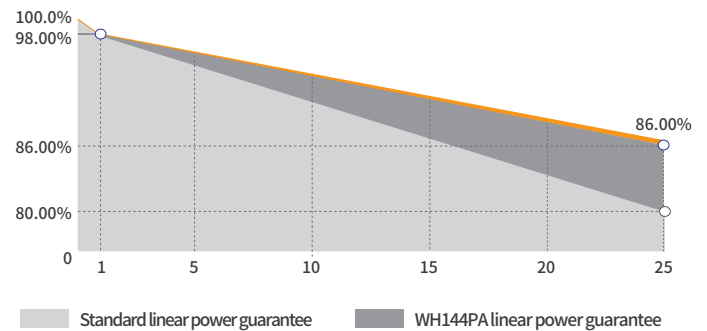
Reduce Mismatch Loss
Half-cut cell technology provides optimized energy production under inter-row shading conditions

Superior Low Irradiance Performance
Excellent low irradiance performance, increase power generation in low-light conditions like mornings, evenings and cloudy days

Maximum Power Output	Maximum Module Efficiency	Power Output Tolerance
560W	21.7%	0~+5W

Product and Quality Certifications

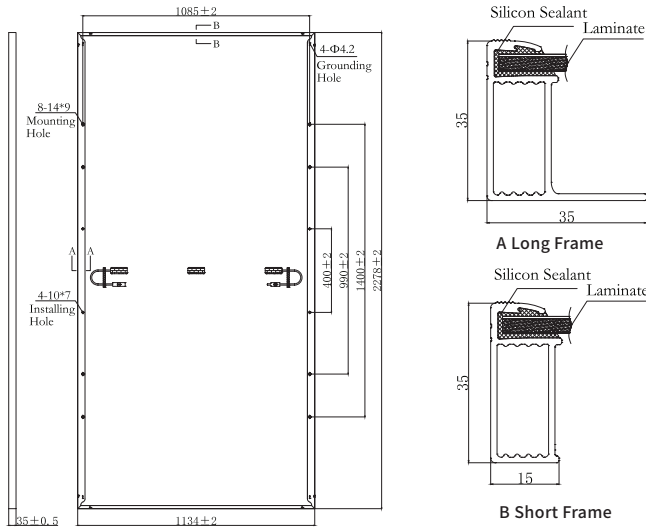
- IEC 61215, IEC 61730
- ISO 9001: Quality Management System
- ISO 14001: Environment Management System
- ISO 45001: Occupational Health and Safety Management System
- IEC 62716, IEC 61701: Ammonia, Salt mist corrosion test
- IEC TS 62804-1, IEC 60068-2-68: PID test, Dust and Sand test



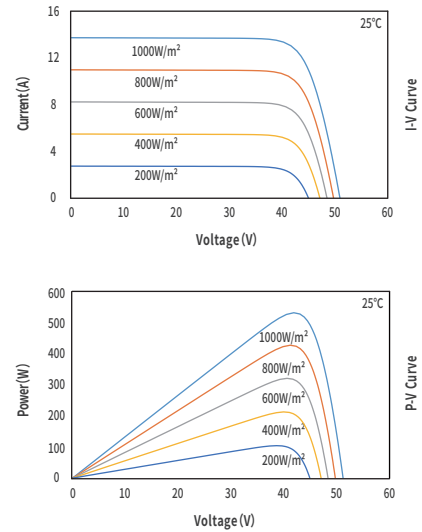
Leading product and power warranty

-2.00% 1st-year Degradation -0.50% Annual Degradation 12 Years materials and workmanship warranty 25 Years linear power warranty

Engineering Drawing (mm)



Characteristic Curves(550W)



Electrical Parameters (STC *)

Nominal Max. Power(Pmax/W)	540	545	550	555	560
Open Circuit Voltage(Voc/V)	49.52	49.68	49.84	50.03	50.15
Short Circuit Current(Isc/A)	13.84	13.91	13.98	14.04	14.12
Operating Voltage(Vmp/V)	41.67	41.83	41.99	42.18	42.30
Operating Current(Imp/A)	12.96	13.03	13.10	13.16	13.24
Efficiency(%)	20.9	21.1	21.3	21.5	21.7

STC * : Irradiance = 1000 W/m², Cell Temperature = 25°C, AM = 1.5
Test condition is based on the front side

Mechanical Parameters

Cell Type	P Type
Module Size	2278×1134×35mm
Glass Thickness	3.2mm
Module Weight	27.3Kg
Output Cable	4mm ² , cable length 300mm (can be customized)
Connector	MC4 Similar
Junction Box	IP68, 3 bypass diodes
Frame	Anodized aluminium alloy

Electrical Parameters (NMOT *)

Nominal Max. Power(Pmax/W)	406	409	413	417	421
Open Circuit Voltage(Voc/V)	47.20	47.35	47.51	47.69	47.80
Short Circuit Current(Isc/A)	11.17	11.22	11.28	11.33	11.39
Operating Voltage(Vmp/V)	38.78	38.93	39.08	39.25	39.37
Operating Current(Imp/A)	10.46	10.51	10.57	10.62	10.68

NMOT * : Irradiance = 800 W/m², Ambient Temperature = 20°C, AM = 1.5,
Wind Speed = 1 m/s
Test condition is based on the front side

Operating Parameters

Max. System Voltage	DC1500V
Power Tolerance	0 ~ +5 W
Operating Temperature	-40°C ~ +85°C
Max. Fuse Rated Current	25A
Static Load	Front 5400Pa, Back 2400Pa

Temperature Coefficients

Short Circuit Current(Isc)	+0.048%/°C
Open Circuit Voltage(Voc)	-0.26%/°C
Nominal Max. Power(Pmax)	-0.340%/°C
NMOT	43±2°C

Packing Data

Packing Type	20'GP	40'HQ
Piece/Pallet	31	31
Pallet/Container	5	20
Piece/Container	155	620